

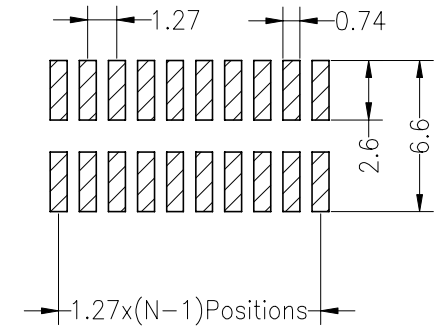
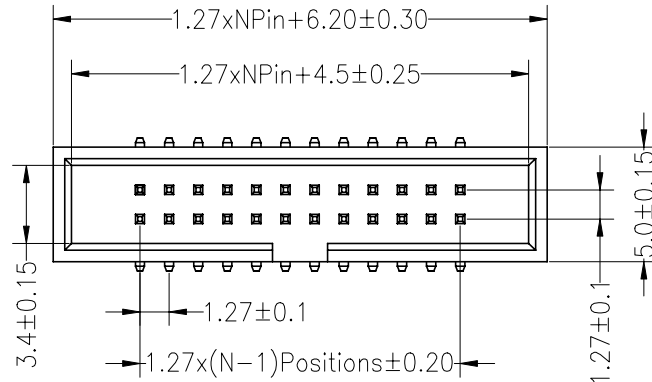


SPECIFICATIONS

Rated Current:1.0AMP
 Contact Resistance:20mΩ Max
 Withstand Voltage:500V AC/DC
 Insulation Resistance:1000MΩ Min
 Operation Temperature:-40°C to +105°C

Contact Material:Brass
 Contact Plating:Au or Sn Over Ni
 Insulator Material:Polyester(UL94V-0)
 Standard: PA6T
 Max.Processing Temp:260°C±5° 5S

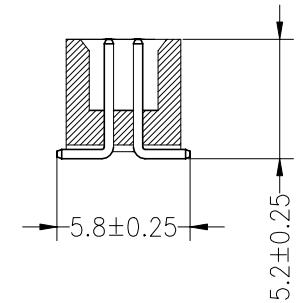
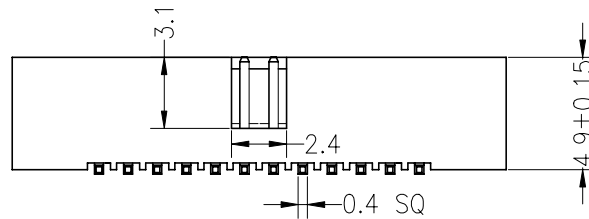
Recommended P.C.B Layout(Top Side)
 (PCB BOARD TOLERANCE±0.05)



Ordering Information

3230 XX M XX X B K00 X 01

- No. of Pins: 10-100P
- Contact Plating: G1:Gold Flash, G2:1.5U" Gold, G3:2U" Gold, G4:3U" Gold, G5:5U" Gold, S0:Gold Flash/Tin, SN:Tin
- Insulator Material Option: A=BK-PBT, C=BK-PA6T, D=BK-PA46, E=BK-PA9T, F=BK-LCP
- Packing: 0=PE Bag, A=Tray, T=Tube, P=Tube+Cap, R=Reel+Cap



				OPERATION		DRAW	Liu Miao	14.10.18	SCALE	FIT	WFD 深圳市旺富达电子有限公司 SHEN ZHEN WFD ELECTRONICS CO., LTD	
				X.X	±0.30				UNIT	mm		
B	2014.10.18	change terminal L=6.8mm → L=7.0mm		X.XX	±0.20	CHECK			SIZE	A4	PART NO.	3230-XXMXXBK00X01
A0	2012.03.28	NEW DRAWING		X.XXX	±0.10	APPROVE			SHEET	1/1	TITLE:	1.27Box Header Npin H4.9 SMT L=7.0mm
REV	DATE	MODIFICATION DESCRIPTION	CHANGE	Angle	±3°		DIM	TOL	PROJ.			